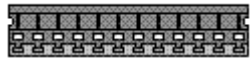


AT en ATX pinouts

De standaard pinout van AT en ATX voedingen.

Zie [dit](#) artikel als u een Pc-voeding als project-voeding wilt gebruiken.

AT



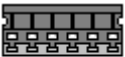
Op het moederbord

P8

Pin	Name	Color	Description
1	PG	Orange	Power Good
2	+5V	Red	+5V
3	+12V	Yellow	+12V
4	-12V	Blue	-12V
5	GND	Black	Ground
6	GND	Black	Ground

P9

Pin	Name	Color	Description
1	GND	Black	Ground
2	GND	Black	Ground
3	-5V	White	-5V
4	+5V	Red	+5V
5	+5V	Red	+5V
6	+5V	Red	+5V

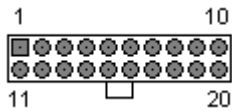


Op het moederbord

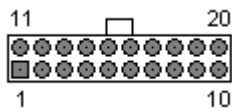
P3

Pin	Name	Color	Description
1	GND	Black	Ground
2	GND	Black	Ground
3	GND	Black	Ground
4	+3,3V	Orange	+3,3V
5	+3,3V	Orange	+3,3V
6	+3,3V	Orange	+3,3V

ATX



Op het moederbord



Aan de kabel

Pin	Name	Color	Description
1	+3.3V	Orange	+3.3V
2	+3.3V	Orange	+3.3V
3	GND	Black	Ground
4	+5V	Red	+5V
5	GND	Black	Ground
6	+5V	Red	+5V
7	GND	Black	Ground
8	PWR_OK	Gray	Power ok
9	+5VSB	Purple	+5VSB
10	+12V	Yellow	+12V
11	+3.3V	Orange	+3.3V
12	-12V	Blue	-12V
13	GND	Black	Ground
14	PS_ON	Green	Power on
15	GND	Black	Ground
16	GND	Black	Ground
17	GND	Black	Ground
18	+5V	Red	+5V
19	+5V	Red	+5V
20	+5V	Red	+5V

Bron: <http://www.hardwarebook.net/connector/power/atxpower.html>

ATX 12V Connector (P4)



Op het moederbord



Aan de kabel

Pin	Name	Color	Description
1	GND	Black	Ground
2	GND	Black	Ground
3	+12V	Yellow	+12V
4	+12V	Yellow	+12V

Standaard power connectors

5.25"



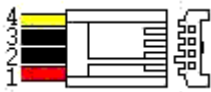
4 3 2 1 Aan apparaat



1 2 3 4 Aan de kabel

Pin	Name	Color	Description
1	+12V	Yellow	+12V
2	GND	Black	Ground
3	GND	Black	Ground
4	+5V	Red	+5V

3.5"



Pin	Name	Color	Description
1	+5V	Red	+5V
2	GND	Black	Ground
3	GND	Black	Ground
4	+12V	Yellow	+12V

Bron: http://gathering.tweakers.net/forum/list_messages/885613